



# SmartBright luxline T5 integrated LED batten G2

BN098C G2



Signify Classified - Internal


## Specification

# MANTRA

BN098 G2					
Length	1.2M	0.9M	0.6M	0.3M	1M
Lumen	1600	1200	800	400	1300
CCT	2700K/3000K/4000K/6500K				
CRI & SDCM	CRI80, SDCM<5, R9>0				
Voltage	220~240				
Class	Class II				
Lm/w	128	128	128	128	128
Power	12.5	9.4	6.3	3.2	10.2
PF	0.6/0.9/1.0/1.2m>0.9;0.3m>0.85				
Temp	minus 20~40°C ;				
IP;IK	IP20; IK03				
Housing, Connection	Max trunking connection 8 pcs, also can trunk with BN058C, the cable connector is same as BN058C's as separate SKUs				
Lifetime	30,000hr@LM70; Ta 25°C				
Others	No hot spot, high uniformity				
Approbation	CCC, CB, CE, EMC				



## Benchmarking internally





Company	Smartbright luxline T5 G2	Smartbright luxline T5 G2	Essential smartbright T5 G3
Photo			
CR time	BN098 G2 2018 CR	BN098 G1 2015 CR	BN058 G3 2017 CR
Wattage	12.5W	18W	13.3W
PF	0.9	0.9	0.5
Lumen@4ft	1600lm	1600lm	1200lm
Efficacy	128lm/w	88lm/w	90lm/w
CRI	80	80	70
CCT	2700K to 6500K	2700K to 6500K	3000K to 6500K
Dimension	0.3/0.6/0.9/1.0/1.2m	0.3/0.6/0.9/1.2m	0.3/0.6/0.9/1.0/1.2m
Lifetime	30k hrs	30k hrs	20k hrs
Uniformity @4ft	88 LEDs Best uniformity	72 LEDs, Better uniformity	68 LEDs, good uniformity

6



## Benchmarking externally

# MANTRA

Company	Philips	OPPLE	PAK	THORN	
Photo					
General Info	Model No.	BN098 G2 2018 CR	MingZhong MZ1200-D15Z	Lizhi	Minilux LED II
Electrical	Wattage	12.5W	15W	16W	18W
	Voltage	AC220V	AC220V	AC220V	AC 220-240V
	PF	0.9	0.9	0.5	0.9
Photometric	Class grade	Class 1	Class 1	Class 1	Class 1
	Lumen	1600lm	1600lm	1450lm	1800lm
Chromatic	Efficacy	128lm/w	110lm/W	90lm/W	100lm/W
	CRI	80	80	80	80
Other Key Items	CCT	2700K to 6500K	2700K to 6500K	3000K to 6500K	3000K,4000K
	Dimension	0.3/0.6/0.9/1.0/1.2m	0.3/0.6/0.9/1.2m	0.3/0.6/0.9/1.2m	0.3/0.6/0.9/1.2m
	Material	PC	PC	PC cover + aluminum body	PC
	Lifetime	30k hrs	30k hrs	30k hrs	30k hrs
	Warranty	3 years	3 years	3 years	3 years
Approbation	CCC CB	CCC	CCC	CE/CCC	

7



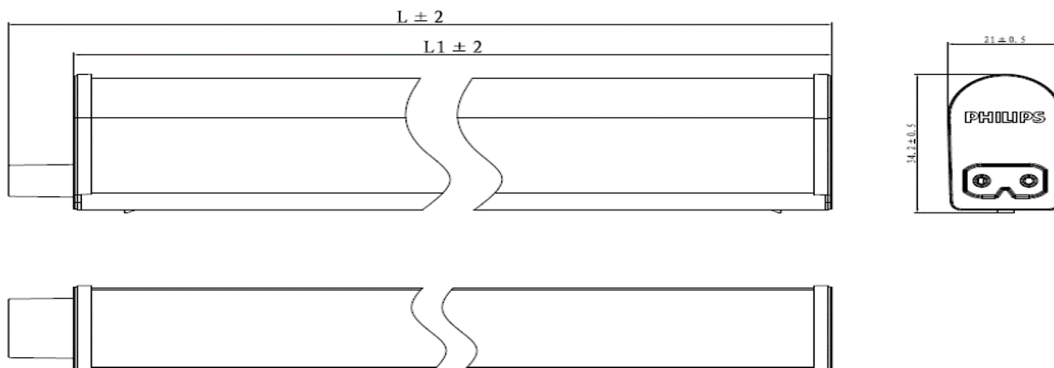
# Product list

12NC	MAG	CAG	ProductDescription
911401726662	B25	258401	BN098C LED4/CW L300 GM
911401726652	B25	258401	BN098C LED4/NW L300 GM
911401726642	B25	258401	BN098C LED4/WW L300 GM
911401726632	B25	258401	BN098C LED4/SW L300 GM
911401726622	B25	258401	BN098C LED8/CW L600 GM
911401726612	B25	258401	BN098C LED8/NW L600 GM
911401726602	B25	258401	BN098C LED8/WW L600 GM
911401726592	B25	258401	BN098C LED8/SW L600 GM
911401726582	B25	258401	BN098C LED12/CW L900 GM
911401726572	B25	258401	BN098C LED12/NW L900 GM
911401726562	B25	258401	BN098C LED12/WW L900 GM
911401726552	B25	258401	BN098C LED12/SW L900 GM
911401726542	B25	258401	BN098C LED13/CW L1000 GM
911401726532	B25	258401	BN098C LED13/NW L1000 GM
911401726522	B25	258401	BN098C LED13/WW L1000 GM
911401726512	B25	258401	BN098C LED13/SW L1000 GM
911401726502	B25	258401	BN098C LED16/CW L1200 GM
911401726492	B25	258401	BN098C LED16/NW L1200 GM
911401726482	B25	258401	BN098C LED16/WW L1200 GM
911401726472	B25	258401	BN098C LED16/SW L1200 GM



# Dimension

# MANTRA



规格描述	L (mm)	L1 (mm)
L1200	1185	1173
L1000	1185	1173
L900	885	873
L600	585	573
L300	325	313

设计	审核	分区	更改文件号	签名	年月日	阶段标记	重量	比例	尺寸
									BN09

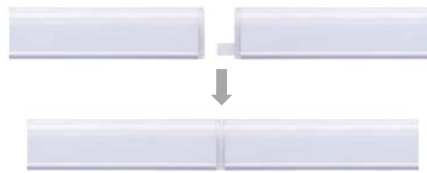


## Installation



- 2x metal brackets
- 2x plastic expansion lock
- 2x screw
- 1x plastic bag
- (all in package)

911401585531: BN058Z MB (2PCS)



## Accessory

# MANTRA



Power cable: drive max 8 pcs of fixture in one circuit

(ZCH086 C-2 911401591201)



Link cable: connect two battens in non linear covers.

(ZCH086 CCPA 911401591301)

