



T5 Essential Batten TCH086C – A brighter way to extra savings

TCH086

When it comes to selecting a batten, customers want a trunkable solution that combines safety and lifetime reliability with a slim design and ease of installation – so that they can meet the different requirements of different applications. Our T5 Essential Batten is extremely safe, highly reliable and offers significant energy savings compared with a T8 batten. With its slim housing it is easy to install and conceal in tight spaces, and trunking is straightforward.

Benefits

- No worries about safety and reliability
- Easy to install and maintain
- 25% energy savings compared with T8 batten

Features

- Wide voltage coverage
- Flicker-free Buzz-free
- Trunkable, up to 8 pieces (TCH086 only)

Application

- Cove lighting
- Counter and background lighting
- Home

TCH086

Specifications

• Type	TCH084 (with power plug, class II version) TCH085 (with power cable, class I version) TCH086 (in-line, class I version)	• Connection	TCH086: dedicated male/female push-in
• Light source	Fluorescent: - 1 x T5 Essential Super80 / G5 / 8, 14, 21, 28 W	• Material	Housing: polycarbonate
• Lamp included	Yes (lampcolor 830, 840, 865 or 927)	• Color	White
• Ballast	Electronic, High Frequency 220-240 V / 50-60 Hz: - Electronic (EB)	• Installation	Individual or in-line; screw mounting
		• Accessories	Power cable, jack cable

Related products



T5 Essential Batten TCH084



T5 Essential Batten TCH084



T5 Essential Batten TCH085



T5 Essential Batten TCH085



T5 Essential Batten TCH086



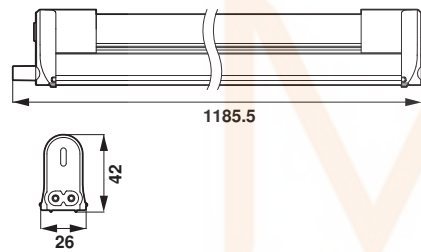
T5 Essential Batten TCH086

Related products

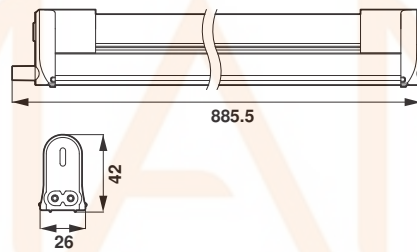


T5 Essential Batten TCH086

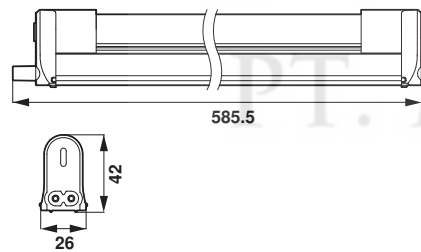
Dimensional drawing



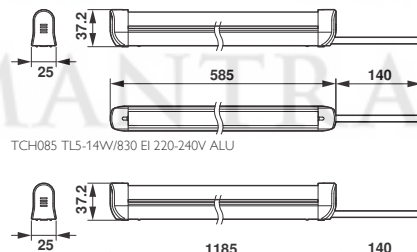
TCH086 TLS-28W/830 HF 110V TW



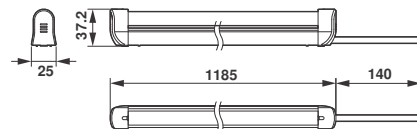
TCH086 TLS-21W/865 HF 110V TW



TCH086 TLS-14W/840 EI 220-240V




TCH085 TLS-14W/830 EI 220-240V ALU



TCH085 TLS-28W/840 EI 220-240V ALU

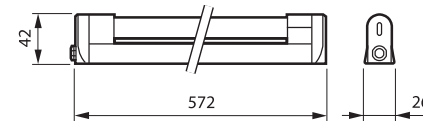


TCH086 TLS-8W/830 EI 220-240V



TCH084 TLS-28W/865 HF 220-240V

Dimensional drawing



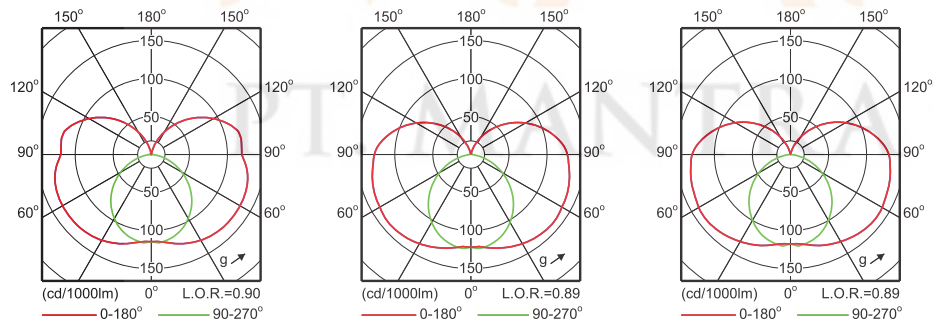
TCH084 TLS-14W/865 EI 220-240V

General information

Order code	Product family code	Number of light sources	Lamp family code	Lamp power	Gear	Protection class IEC	Ingress protection code	Country version
911400874680	TCH084	-	TLS	14 W	EI	-	-	-
911400874780	TCH084	-	TLS	14 W	EI	-	-	-
911400874880	TCH084	-	TLS	14 W	EI	-	-	-
911400874380	TCH084	-	TLS	28 W	HF	-	-	-
911400874480	TCH084	-	TLS	28 W	HF	-	-	-
911400874580	TCH084	-	TLS	28 W	HF	-	-	-
911400867880	TCH085	1	TLS	14 W	EI	CL I	IP20	CN
911400867980	TCH085	1	TLS	14 W	EI	CL I	IP20	CN
911400868080	TCH085	1	TLS	14 W	EI	CL I	IP20	CN
911400868180	TCH085	1	TLS	28 W	EI	CL I	IP20	CN
911400868280	TCH085	1	TLS	28 W	EI	CL I	IP20	CN
911400868380	TCH085	1	TLS	28 W	EI	CL I	IP20	CN
911400868480	TCH086	1	TLS	14 W	EI	CL II	IP20	CN
911400868580	TCH086	1	TLS	14 W	EI	CL II	IP20	CN
911400868680	TCH086	1	TLS	14 W	EI	CL II	IP20	CN
911400874980	TCH086	1	TLS	14 W	EI	CL II	IP20	No
911400875080	TCH086	1	TLS	14 W	EI	CL II	IP20	No
911400875180	TCH086	1	TLS	14 W	EI	CL II	IP20	No
911400875280	TCH086	1	TLS	14 W	EI	CL II	IP20	No
911400876080	TCH086	1	TLS	14 W	EI	CL II	IP20	No
911400876180	TCH086	1	TLS	14 W	EI	CL II	IP20	No
911400876780	TCH086	1	TLS	8 W	EI	CL II	IP20	-
911400876880	TCH086	1	TLS	8 W	EI	CL II	IP20	-
911400876980	TCH086	1	TLS	8 W	EI	CL II	IP20	-
911400877780	TCH086	1	TLS	14 W	EI	CL II	IP20	No
911400879180	TCH086	1	TLS	14 W	HF	CL II	IP20	TW
911400879280	TCH086	1	TLS	14 W	HF	CL II	IP20	TW
911400879680	TCH086	1	TLS	14 W	HF	CL II	IP20	TW
911400879980	TCH086	1	TLS	14 W	HF	CL II	IP20	TW
910403630703	TCH086	1	TLS	21 W	HF	CL II	IP20	TW
911400868780	TCH086	1	TLS	21 W	EI	CL II	IP20	CN
911400868880	TCH086	1	TLS	21 W	EI	CL II	IP20	CN
911400868980	TCH086	1	TLS	21 W	EI	CL II	IP20	CN
911400875380	TCH086	1	TLS	21 W	EI	CL II	IP20	No
911400875480	TCH086	1	TLS	21 W	EI	CL II	IP20	No
911400875580	TCH086	1	TLS	21 W	EI	CL II	IP20	No
911400875680	TCH086	1	TLS	21 W	EI	CL II	IP20	No
911400876280	TCH086	1	TLS	21 W	EI	CL II	IP20	No

Order code	Product family code	Number of light sources	Lamp family code	Lamp power	Gear	Protection class IEC	Ingress protection code	Country version
911400876380	TCH086	1	TLS	21 W	EI	CLII	IP20	No
911400877080	TCH086	1	TLS	21 W	EI	CLII	IP20	No
911400879380	TCH086	1	TLS	21 W	HF	CLII	IP20	TW
911400879480	TCH086	1	TLS	21 W	HF	CLII	IP20	TW
911400879780	TCH086	1	TLS	21 W	HF	CLII	IP20	TW
910403630701	TCH086	1	TLS	28 W	HF	CLII	IP20	TW
910403630702	TCH086	1	TLS	28 W	HF	CLII	IP20	TW
911400869080	TCH086	1	TLS	28 W	HF	CLII	IP20	CN
911400869180	TCH086	1	TLS	28 W	HF	CLII	IP20	CN
911400869280	TCH086	1	TLS	28 W	HF	CLII	IP20	CN
911400873980	TCH086	1	TLS	28 W	HF	CLII	IP20	No
911400874080	TCH086	1	TLS	28 W	HF	CLII	IP20	No
911400874180	TCH086	1	TLS	28 W	HF	CLII	IP20	No
911400875780	TCH086	1	TLS	28 W	HF	CLII	IP20	No
911400875880	TCH086	1	TLS	28 W	HF	CLII	IP20	No
911400875980	TCH086	1	TLS	28 W	HF	CLII	IP20	No
911400877880	TCH086	1	TLS	28 W	HF	CLII	IP20	No
911400879580	TCH086	1	TLS	28 W	HF	CLII	IP20	TW
911400879880	TCH086	1	TLS	28 W	HF	CLII	IP20	TW

Photometric data

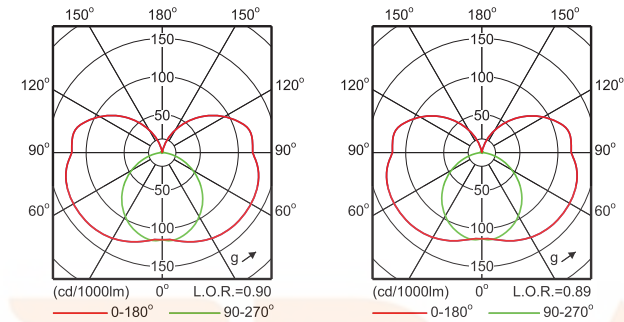


TCH086 1xTLS-28W HF

TCH085 1xTLS-14W EI

TCH085 1xTLS-28W EI

Photometric data



TCH086 1xTLS-14W EI

TCH086 1xTLS-21W EI

Electrical

Order code	Product family code	Input voltage
911400874680	TCH084	220-240 V
911400874780	TCH084	220-240 V
911400874880	TCH084	220-240 V
911400874380	TCH084	220-240 V
911400874480	TCH084	220-240 V
911400874580	TCH084	220-240 V
911400867880	TCH085	220-240 V
911400867980	TCH085	220-240 V
911400868080	TCH085	220-240 V
911400868180	TCH085	220-240 V
911400868280	TCH085	220-240 V
911400868380	TCH085	220-240 V
911400868480	TCH086	220-240 V
911400868580	TCH086	220-240 V
911400868680	TCH086	220-240 V
911400874980	TCH086	220-240 V
911400875080	TCH086	220-240 V
911400875180	TCH086	220-240 V
911400875280	TCH086	220-240 V
911400875380	TCH086	220-240 V
911400875480	TCH086	220-240 V
911400875580	TCH086	220-240 V
911400875680	TCH086	220-240 V
911400875780	TCH086	220-240 V
911400875880	TCH086	220-240 V
911400875980	TCH086	220-240 V
911400879180	TCH086	220 V
911400879280	TCH086	110 V
911400879680	TCH086	220 V
911400879880	TCH086	110 V

Order code	Product family code	Input voltage
910403630703	TCH086	110 V
911400868780	TCH086	220-240 V
911400868880	TCH086	220-240 V
911400868980	TCH086	220-240 V
911400875380	TCH086	220-240 V
911400875480	TCH086	220-240 V
911400875580	TCH086	220-240 V
911400875680	TCH086	220-240 V
911400876280	TCH086	220-240 V
911400876380	TCH086	220-240 V
911400877080	TCH086	220-240 V
911400879380	TCH086	220 V
911400879480	TCH086	110 V
911400879780	TCH086	220 V
910403630701	TCH086	110 V
910403630702	TCH086	110 V
911400869080	TCH086	220-240 V
911400869180	TCH086	220-240 V
911400869280	TCH086	220-240 V
911400873980	TCH086	220-240 V
911400874080	TCH086	220-240 V
911400874180	TCH086	220-240 V
911400875780	TCH086	220-240 V
911400875880	TCH086	220-240 V
911400875980	TCH086	220-240 V
911400877880	TCH086	220-240 V
911400879580	TCH086	220 V
911400879880	TCH086	220 V

Accessories



ZCH066 CCPA TW
TCH066/086 acc. ZCH066/086

Accessories

Order code	Product family code	Description
910403630746	ZCH066 CCPA TW	ZCH066 - Coupling/corner piece adjustable - Taiwan
910403630747	ZCH066 C-2 TW	ZCH066 - Cable without plug 2-pole - Taiwan
911400869580	ZCH066 C-2	ZCH066 - Cable without plug 2-pole
911400869680	ZCH066 CCPA	ZCH066 - Coupling/corner piece adjustable
911400873780	ZCH086 MOUNTING KIT	ZCH086 - Mounting kit

Order code	Product family code	Description
911400873880	ZCH066 CCPA KR	ZCH066 - Coupling/corner piece adjustable - Korea, Republic of
911400874280	ZCH066 C-2 KR	ZCH066 - Cable without plug 2-pole - Korea, Republic of

PT. MANTRA WIRA SRIWIJAYA



© 2014 Koninklijke Philips N.V. (Royal Philips)
All rights reserved.

Specifications are subject to change without notice. Trademarks are the property of Koninklijke Philips N.V. (Royal Philips) or their respective owners.

www.philips.com/lighting

2014, January 16
data subject to change